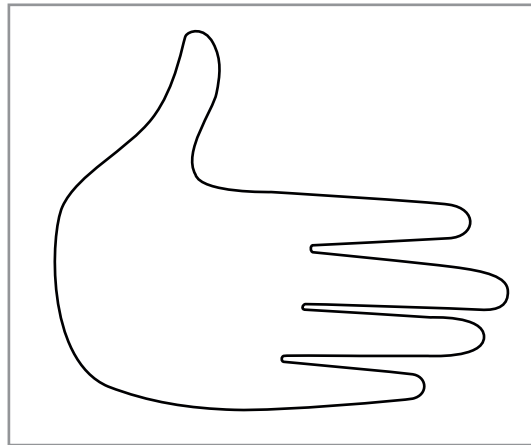


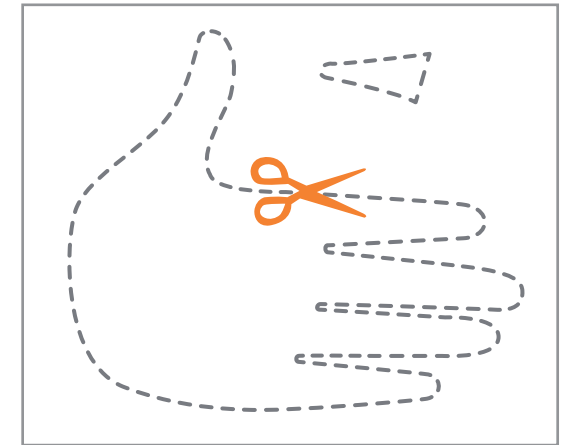
Make a duck

Things you will need


- Paper and card
- Scissors
- Glue
- Crayons or felt-tips




1 Draw around your hand, keeping your fingers fairly close together, but sticking your thumb out.



2 Get an adult to help cut out the hand shape. Also cut out a small triangle shape.



3 Stick the triangle on to the edge of the thumb.



4 Draw an eye on the thumb, and use your crayons or felt-tip pen to decorate your creation.



Mallards are great ducks to feed at your local park.

Many have become tame and you'll be able to see their beautiful colours up close.

However, bread is not very nutritious for ducks. Why not try birds seed or porridge oats instead?